



INSTALLATION INSTRUCTIONS



Ford Mondeo 5dr

FOR-MOND-5-X

Parts List



x2



x2



x1



x2



x2



x1




x4

INSTALLATION INSTRUCTIONS - FOR-MOND-5-X

1 Promote areas




2 Positions



2 Attach adhesive clips



2 Positions



3 Insert side shade



Connect at RHS

4

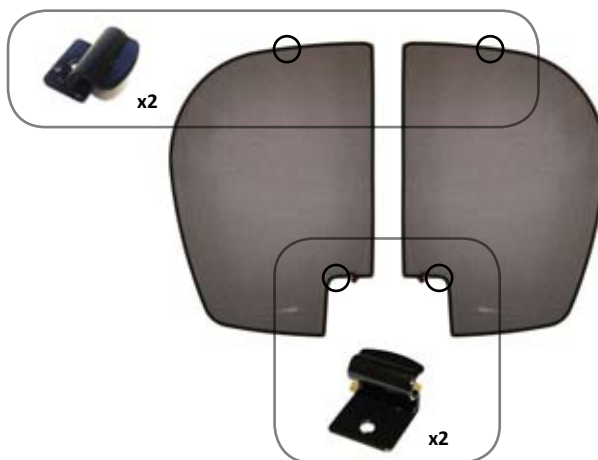


Connect at LHS


INSTALLATION INSTRUCTIONS - FOR-MOND-5-X

1


Connect clips in positions indicated



2



3



Fix shade into place and attach the joining clip in a central position



3



Join at centre point

