



**TOYOTA LAND CRUISER J250 PRADO
5 DOOR (2023>)
TOY-LNCP-5-C**



Included Components:



Side Window Shades



Load Area Shades



Tailgate Shades



M01

M02

M03 - x04

M04 - x04

M05

M09

M11

M12 - x06

M13

M14 - x1

P01

P02 - x06

CLEANER

TRIM TOOL - x1

TOYOTA LAND CRUISER J250 PRADO 5 DOOR (2023>) TOY-LNCP-5-C

Side Windows

CLIP PLACEMENT




Side Window Shades - x2






M03 - x4



M04 - x4






TOYOTA LAND CRUISER J250 PRADO
5 DOOR (2023>)
TOY-LNCP-5-C

Load Area Windows


CLIP PLACEMENT



Load Area Shades - x2



M12 - x6





TOYOTA LAND CRUISER J250 PRADO 5 DOOR (2023>) TOY-LNCP-5-C

Tailgate Window

CLIP PLACEMENT



Tailgate Shades - x2

M14



P02 - x6






M14 - x1



PREP WIPE - x1

Repeat steps 2 & 3 and ensure clips have stuck before applying shade







INSTALLATION VIDEO

For a handy how-to fit guide for this vehicle, please scan this QR code



[Youtube.com/CarShades](https://www.youtube.com/CarShades)

