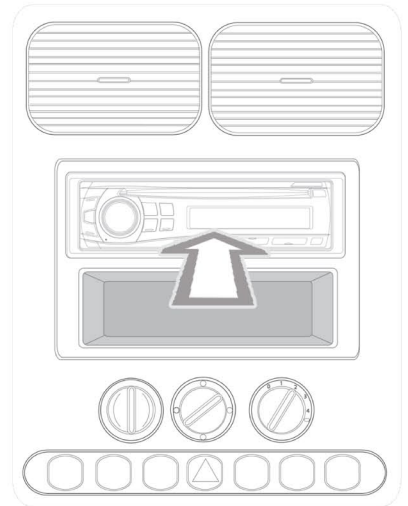
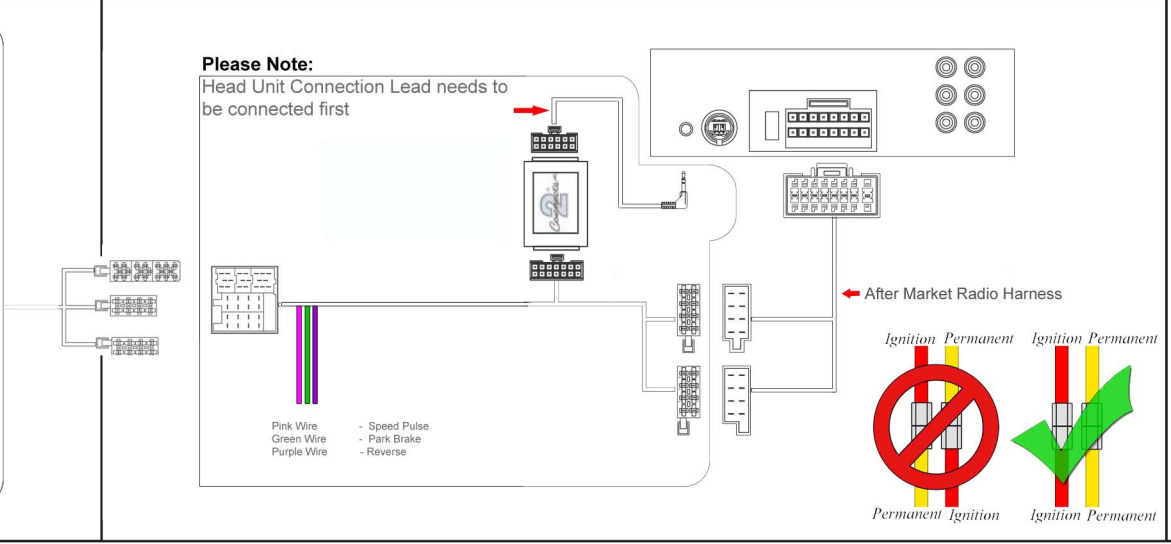
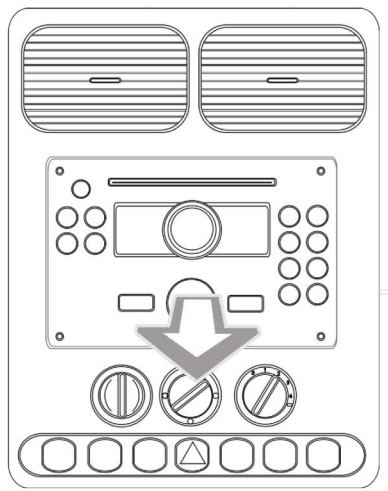


Installation Guide

Part No: CTSOP005.2 Vauxhall Can-Bus Steering Wheel Control Interface



Vehicle Compatibility:

Steering Wheel Control Functions



Vauxhall Vivaro 2011 >



* Note All Dates are guide lines only as specifications of vehicles change

Installation Guide

Part No: CTSOP005.2 Vauxhall Can-Bus Steering Wheel Control Interface



User Guide

Steering wheel control Interface



Setting the Clock (Vehicles with and without Clock setting buttons)

1. To enter clock setting mode, press and hold the 'AUDIO SOURCE' button on the steering wheel until the time displayed on the dash shows '00:00'
2. After one second, the display will return back to normal. This indicates you are now in clock setting mode.
3. Use Vol + and Vol - on the steering wheel to adjust the time. Vol + changes hours and Vol - changes minutes.
4. Once the time has been set, if neither button is pushed within five seconds the display will show 00:00 for one second to indicate clock setting mode has been left.